

THERMOSTATIC CONTROL UNITS

SOLAR KIT SERIES VMD300

The ESBE thermic solar kit series VMD300 offers dual functionality for tap water applications: It diverts incoming water when additional heating is needed and makes outgoing water scald safe*, all in an easy-to-install solar kit. The series includes the possibility to fully adjust the diverting temperature in order to optimize the system in favor of solar energy.

OPERATION

ESBE solar kit VMD300 offers optimized energy usage, scald protection and comfort in a compact and efficient way. Using only thermostatic components (non-electrical) the unit is completely independent and provides very easy installation.

This series have an adjustable diverting temperature between 42 to 52 degrees which gives the possibility to minimize the usage of added gas energy.

To further minimize energy losses in the system the product is equipped with an insulation shell.

FUNCTION

If the incoming water from the solar collector is not hot enough, it is diverted to an additional heat source, such as a gas boiler, and once it is heated it is mixed to a suitable temperature for domestic hot water applications. If the incoming water from the solar collector is already hot enough, it will be mixed directly for domestic hot water use, efficiently utilizing the solar energy and hereby reducing the energy cost for the house-owner.

*) Scald safe means that in the case of a cold water failure, the hot water supply shuts off automatically.



External thread

VALVE VMD300 DESIGNED FOR

- Potable water
- Solar heating

TECHNICAL DATA

Pressure class: _____ PN 10
Max. flow from collector: _____ 0,7 l/s (42 l/min)
Temperature of water from collector: _____ max 95°C
_____ min 0°C
Temperature from additional heat source: _____ max. 95°C
Temperature range, diverting valve: _____ 42–52°C
Temperature range, mixing valve: _____ 35–60°C
Temperature stability of outgoing water: _____ ±2°C*
Connection: _____ External thread (R), EN 10226-1

* Valid at unchanged hot/cold water pressure, minimum flow rate 4 l/min.
Minimum temperature difference between hot water inlet and mixed water outlet 10°C.

Material
Valve housing and other metal parts with fluid contact:
_____ Dezincification resistant brass, DZR

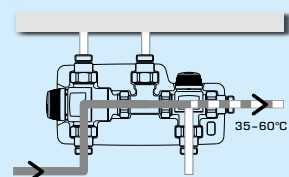
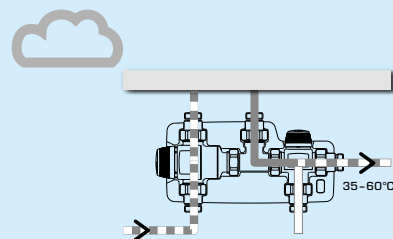
PED 2014/68/EU, article 4.3

Pressure Equipment in conformity with PED 2014/68/EU, article 4.3 (sound engineering practice). According to the directive the equipment shall not carry any CE-mark.

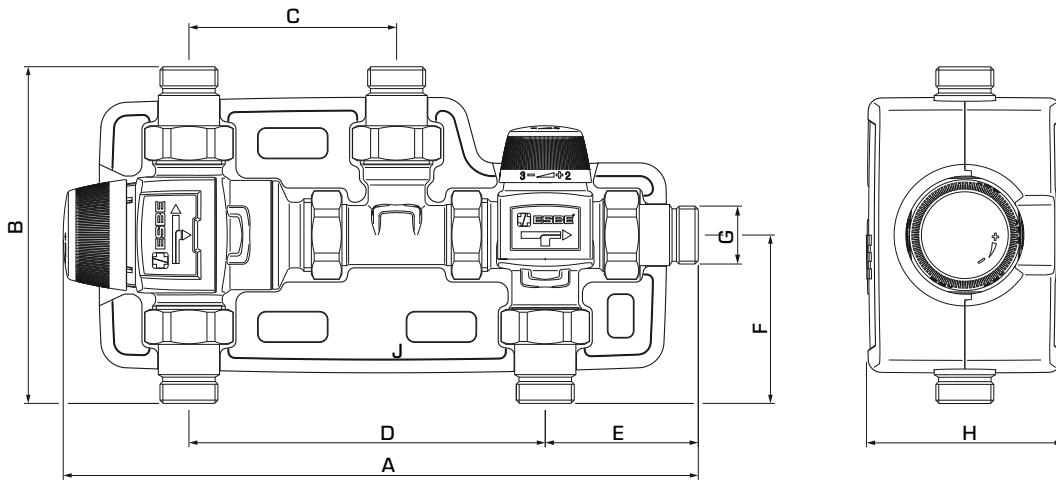


4MS/UBA
4MS/KTW-BWGL

FLOW PATTERN



SOLAR KIT SERIES VMD300

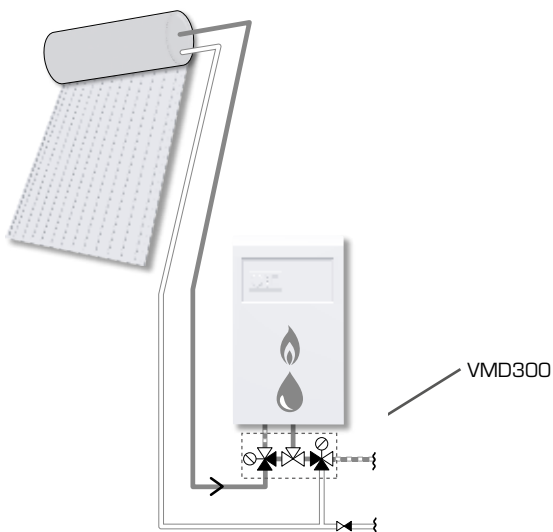


SERIES VMD300

Art. No.	Reference	Change-over point	Kvs*	Connection G	Dimension							Note	Weight [kg]
					A	B	C	D	E	F	H		
31525000	VMD322	42-52°C	1,4	R 3/4"	max 293	154	95	163	70	77	90		2,21

* Kvs-value in m³/h at a pressure drop of 1 bar.

INSTALLATION EXAMPLES



The shown applications are only examples of product use!
Before using the product in any application, the regional and national regulations need to be checked.