


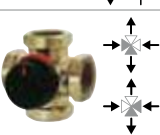

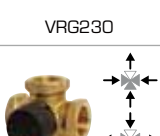





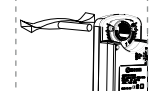






Guide för användning till ESBE ställdon och regleringar

● Rekommenderad ● Sekundärt alternativ

	Ställdon						Regleringar							
	ARAGxx			90			90C	CRA11x, CRA14x, CRA15x		CRB11x, CRB12x		CRA12x		CRS13x
	3-P	2-P	Prop.	3-P	2-P	Prop.		CRC11x, CRC14x	CRD12x	CRC12x				
 <p>VRG130</p>	●	●	●	●*	●*	●*	●		●		●*		● ¹⁾	
 <p>VRG330</p>	●	●	●	●*	●*	●*	●		●		●*		● ¹⁾	
 <p>VRH130</p>														
 <p>VRG140</p>	●	●	●	●*	●*	●*	●		●		●*		● ¹⁾	
 <p>VRG230</p>	●	●	●	●*	●*	●*								
 <p>VRB140</p>	●		●	●*		●*	●		●		●*		● ¹⁾	
 <p>5MG</p>				●**		●**								

Not *Ytterligare adaptersats behövs, se sidorna 16-17 **Endast typ 95-270M och 92P4 1) Ventilal för dricksvatten måste grunda sig på nationella lagar och direktiv.

		Ställdon								Regleringar				
		90 - 15 Nm			ARC - 30 Nm		ARD - 10 Nm 		ARD - 20 Nm 		90C 	CRA12x 		
		3-P	2-P	Prop.	3-P/2-P	Prop.	2-P	Prop.	2-P	Prop.				
	3F	●	●	●	●	●	●	●	●	●	●	●		
		≤ DN100			≤ DN150		≤ DN80		≤ DN150		≤ DN100		≤ DN100	
	4F	●	●	●	●	●	●	●	●	●		●		
		≤ DN100			≤ DN150		≤ DN80		≤ DN150				≤ DN100	
	Spjäll				●	●	●	●	●	●				
					6 m ²		2 m ²		4 m ²					
					 9 - 18 mm  9 - 26 mm		 9 - 18 mm  9 - 26 mm		 9 - 18 mm  9 - 26 mm					