










# MISCHER + STELLMOTOREN

STELLMOTORE	Stellmotoren, Serie	ARA600					90				ARC300		
													
Spannung													
24 VAC, 3-Punkt			●		●	●	●	●	●	●		●	
24 VAC, 3-Punkt, Hilfsschalter					●	●		●					
24 VAC, 2-Punkt												●	
24 V AC/DC, Stetig				●					●			●	
230 VAC, 3-Punkt			●		●	●	●	●	●	●		●	
230 VAC, 3-Punkt, Hilfsschalter			●		●	●	●	●	●				
230 VAC, 2-Punkt		●	●		●			●	●			●	
230 VAC, 2-Punkt, Hilfsschalter		●	●		●								
Laufzeit [s]		15	30	45	60	120	240	15	60	120	240	390	150
Drehmoment [Nm]		3	6	6	6	6	6	5	15	15	15	15	30




### 3-WEGE-VENTILE

PN [bar]	T [°C]	Serie	DN	Kvs [m³/h]																
6	-10 ... +110		20	12																
			25	18																
			32	28	●	●	●	●	●		●	●	●	●					●	
			40	44																
			50	60																
			65	90																
			80	150																
			100	225										●	●	●	●			●
125	280																			
150	400																			
10	-10 ... +110		25	10	●	●	●	●	●	●	●	●	●	●						
10	-10 ... +110		15	0,4 - 4																
			20	2,5 - 6,3	●	●	●	●	●	●	●	1)	1)	1)	1)	1)				
			25	6,3 - 10																
			32	16																
			40	25	●	●	●	●	●	●	●	●	1)	1)	1)	1)	1)			
50	40																			
10	-10 ... +110		20	6,3																
			25	10	●	●	●	●	●	●	●	1)	1)	1)	1)	1)				
			32	16																
			40	30	●	●	●	●	●	●	●	●	1)	1)	1)	1)	1)			
50	40																			
10	-10 ... +110		20	13/8																
			25	17/10	●	●	●	●	●	●	●	1)	1)	1)	1)	1)				
			32	32/20																
			40	45/30	●	●	●	●	●	●	●	●	1)	1)	1)	1)	1)			
			50	65/40																
10	-10 ... +110		20	2,5 - 6,3	●	●	●	●	●	●	●	1)	1)	1)	1)	1)				


● empfohlen      ● zweite Alternative

1) Zusätzlicher Anbausatz erforderlich

# MISCHER + STELLMOTOREN

STELLMOTORE	Stellmotoren, Serie	ARA600						90				ARC300	
													
Spannung													
24 VAC, 3-Punkt			●		●	●	●		●	●	●		●
24 VAC, 3-Punkt, Hilfsschalter					●	●			●				
24 VAC, 2-Punkt													●
24 V AC/DC, Stetig				●						●			●
230 VAC, 3-Punkt			●		●	●	●	●	●	●	●		●
230 VAC, 3-Punkt, Hilfsschalter			●		●	●	●	●	●	●			
230 VAC, 2-Punkt		●	●		●			●	●				●
230 VAC, 2-Punkt, Hilfsschalter		●	●		●								
Laufzeit [s]		15	30	45	60	120	240	15	60	120	240	390	150
Drehmoment [Nm]		3	6	6	6	6	6	5	15	15	15	15	30

## 4-WEGE-VENTILE

PN [bar]	T [°C]	Serie	DN	Kvs [m³/h]															
6	-10 ..... +110			40	44												●		
				50	60		●	●	●	●	●								
				65	90														
				80	150														
				100	225														
6	-10 ..... +110			20	8	●	●	●	●	●	●	●	●	●	●	●			
10	-10 ..... +110			25	8 - 10	●	●	●	●	●	●	●	●	●	●	●			
10	-10 ..... +110			15	2,5														
				20	4 - 6,3	●	●	●	●	●	●	●	●	●	●	●	●	●	
				25	10														
				32	16														
				40	25														
50	40																		
10	-10 ..... +110			15	2,5														
				20	4 - 6,3	●	●	●	●	●	●	●	●	●	●	●	●	●	
				25	10														
				32	16														
				40	30														
50	40																		
10	-10 ..... +110			20	4	●	●	●	●	●	●	●	●	●	●	●			

● empfohlen      ● zweite Alternative

1) Zusätzlicher Anbausatz erforderlich