

CONTACT THERMOSTAT SERIES TSA100

ESBE TSA100 is an ON/OFF surface thermostat intended for automatic temperature control in heating circuits.



OPERATION

The ESBE TSA100 is a ON/OFF thermostat, consisting of temperature probe connected to a switch. The switch can be used to control ON/OFF, based on the temperature measurement, any electrical device e.g. pump, boiler, etc.

FUNCTION

The thermostat has a temperature setting via knob and is available in two ranges 40°C - 70°C and 20°C - 90°C. According to the temperature setting the TSA100 can control e.g. pump in ON/OFF working principle. The temperature is measured via surface sensor and when the set temperature is reached the switch is released and the device which is connected to the TSA100 is turned off.

MOUNTING

The TSA100 can be mounted directly on any surface, eg. pipe or manifold for underfloor heating (UHF).

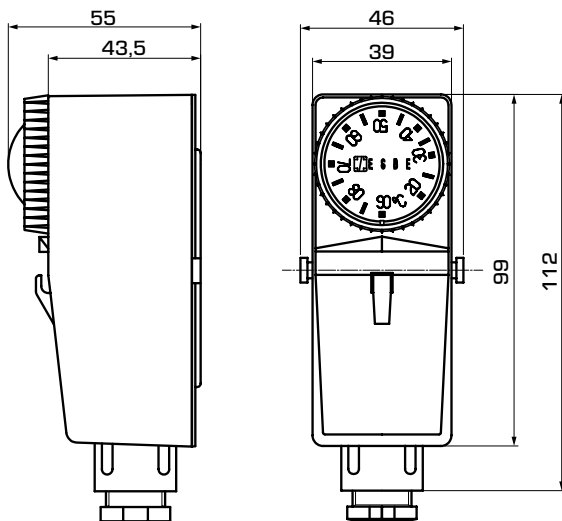
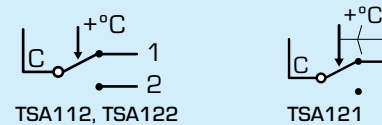
TECHNICAL DATA

Contacts rating adjustable thermostat: _____ see table
 Enclosure rating: _____ see table
 Control range: _____ see table
 Limit temperature: _____ 125°C [Fixed 60°C TSA121]
 Maximum ambient temperature: _____ 80°C [55°C TSA121]
 Temperature differential: _____ $\Delta T 8 \pm 2K$

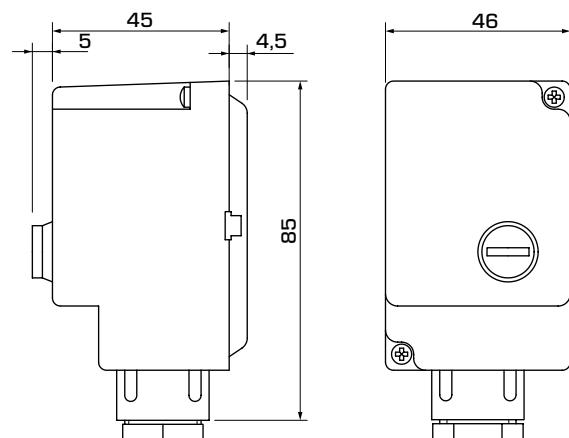
Material
 Cover: _____ Plastic
 Sensor: _____ Copper

CE LVD 2014/35/EU
 RoHS 2011/65/EU

WIRING



TSA112, TSA122



TSA121

SERIES TSA100

Art. No.	Reference	Control range	Contacts rating	Enclosure rating	Weight [kg]	Note
86900100	TSA121	40 - 70°C $\pm 5^\circ C$	(C-2) 10A	IP40	0,18	Internal setting
86900200	TSA122	20 - 90°C	(C-1) 10A/ (C-2) 6A 250V AC	IP30	0,15	External setting
86900300	TSA112	20 - 90°C	(C-1) 10A/ (C-2) 6A 250V AC	IP30	0,14	Internal setting