

ACTUATOR

SERIES ARA600 2-POINT

ESBE Actuator Series ARA600 for operating ESBE mixing valves DN 15-50. The actuators have an operating range of 90° and can easily be manually operated. Patented + Registered design.



2-point

2-point, auxiliary switch

OPERATION

The ESBE series ARA600 is a compact actuator designed for operating rotary mixing valves DN 15-50. The actuators ARA6X5, ARA6X6, ARA6X7 and ARA6X8 are controlled by 2-point (on/off) signal, and are recommended for diverting applications. The actuator has an operating range of 90° and the valve can easily be manually operated by the pull-and-turn knob on the front of the actuator.

In addition to the 2-point signal control, all the actuators can also be used for 3-point signal control.

VERSIONS

The ESBE actuators with 2-point signal control are available for 24 or 230 V AC, 50 Hz and are supplied with a 1,5 m connection cable attached. Different running times are available, from 15 to 60 seconds.

An auxiliary switch, which can be set in any position, is available either as a pre-installed component fitted to the actuator (ARA6X6 and ARA6X8) or as an optional kit to be ordered separately. The auxiliary switch is easily set by a unique solution, by just lifting off the turning knob the switch cam is accessible, no tools or disassembly required.

SUITABLE MIXING VALVES

Thanks to the special interface between the actuator series ARA600 and the ESBE valve series VRG, VRB and VRH, the unit as a whole has a unique stability and precision when regulating.

- Series VRG100
- Series MG
- Series VRG200
- Series G
- Series VRG300
- Series F ≤ DN50
- Series VRH100
- Series BIV
- Series VRB100
- Series T and TM
- Series H and HG

ADAPTOR KITS

The actuator is supplied complete with an adaptor kit for easily fitting onto an ESBE rotary mixing valve series VRG, VRB and VRH. Adaptor kits can also be ordered separately.

Art. No. 16000500 _____ ESBE valve series VRG, VRB, VRH, G, MG, F, BIV, T, TM, H, HG

TECHNICAL DATA

Ambient temperature: _____ max. +55°C
 _____ min. -5°C
 Power supply: _____ 24 ± 10% V AC, 50 Hz
 _____ 230 ± 10% V AC, 50 Hz
 Power consumption: 24 V _____ 3 VA
 230 V _____ 5 VA
 Enclosure rating: _____ IP41
 Protection class: _____ II
 Torque: _____ See table

Rating auxiliary switch: _____ 6(3) A 250 V AC
 Weight: _____ 0,4 kg

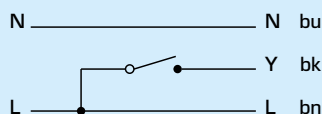
CE LVD 2014/35/EU
 EMC 2014/30/EU
 RoHS 2011/65/EU

WIRING

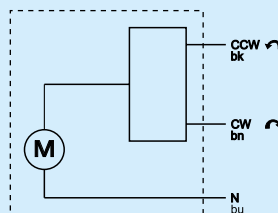
The actuator should be preceded by a multi-pole contact breaker in the fixed installation.

2-point control signal

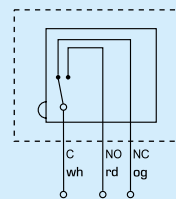
*The direction of rotation is selected by jumper setting.



3-point control signal



Auxiliary switch



Actuator, series:

ARA635 – ARA637, ARA645 – ARA648, ARA655 – ARA658

Actuator with auxiliary switch, series:

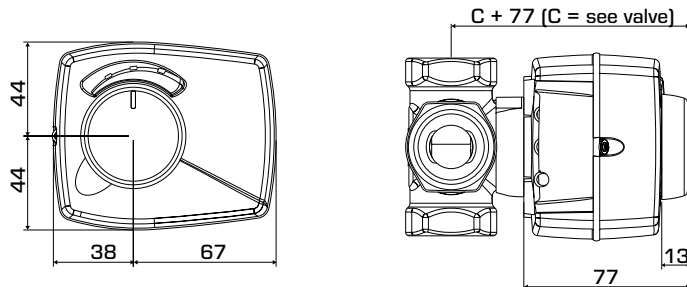
ARA636, ARA646, ARA656, ARA658

The actuators are fitted with two separate cables, one cable for actuator regulation and one for the auxiliary switch.

To set the switch position, remove the actuator knob and turn the green cam sleeve to the desired position.

ACTUATOR

SERIES ARA600 2-POINT



Installation dimensions for Actuator Series ARA600 with ESBE VRG100, VRG200, VRG300, VRB100 and VRH100 mixing valves

SERIES ARA600, 2-POINT 24 V AC

Art. No.	Reference	Voltage [V AC]	Running time 90° [s]	Control signal*	Torque [Nm]	Note
12120100	ARA637	24	15	2-point SPST	3	2)
12120200	ARA647	24	30	2-point SPST	6	
12120600	ARA658	24	60	2-point SPST	6	1)

SERIES ARA600, 2-POINT 230 V AC

Art. No.	Reference	Voltage [V AC]	Running time 90° [s]	Control signal*	Torque [Nm]	Note
12120700	ARA635	230	15	2-point SPST	3	2)
12121000	ARA636					1), 2)
12120800	ARA645	230	30	2-point SPST	6	
12121100	ARA646					1)
12120900	ARA655	230	60	2-point SPST	6	
12121200	ARA656					1)

* 2-point SPST = Single Pole Single Throw Note 1) With premounted auxiliary switch 2) Recommended only for valves DN 15-32.

Adaptor kits for other mixing valves are available as follows:

Art. No.
 16000600 _____ Meibes
 16000700 _____ Watts
 16000800 _____ Honeywell Corona
 16000900 _____ Lovato
 16001000 _____ PAW

OPTION

Art. No.
 16200700 _____ Auxiliary switch kit